

Gerardo di Giuseppe

# First Steps in SAP® Business Warehouse (BW)

- ▶ Tips for Loading Data to SAP BW with SAP ETL
- ▶ Using Business Content to Accelerate your BW objects
- ▶ How to Automate ETL Tasks Using Process Chains
- ▶ Leverage BEx Query Designer and BEx Analyzer

# Table of Contents

<b>Preface</b>	<b>5</b>
<b>1 Introduction to SAP BW 7.3</b>	<b>7</b>
1.1 Business intelligence and SAP BW	7
1.2 First steps with SAP BW 7.3	12
1.3 Summary	17
<b>2 Basic objects in the SAP BW layer</b>	<b>19</b>
2.1 InfoProviders	19
2.2 InfoObjects in brief	20
2.3 InfoCubes in brief	21
2.4 DataStore Object (DSO) in brief	23
2.5 MultiProviders in brief	25
2.6 InfoSets in brief	25
2.7 VirtualProviders in brief	28
2.8 The Data Warehousing Workbench (DWW)	28
2.9 InfoObjects in detail	30
2.10 InfoCubes in detail	41
2.11 Summary	46
<b>3 The SAP ETL process</b>	<b>47</b>
3.1 Extraction	47
3.2 Transformation	58
3.3 Loading	62
3.4 Recap of the ETL process	67
3.5 Summary	68
<b>4 Administration tools and process chains</b>	<b>69</b>
4.1 The administration functions	69

4.2	Managing InfoCubes	72
4.3	Managing a DataStore (DSO)	77
4.4	Process chains	82
4.5	Summary	88
<b>5</b>	<b>SAP BI Content</b>	<b>89</b>
5.1	The purpose of BI Content	89
5.2	Overview of BI Content objects	89
5.3	Versions of the BI Content objects	91
5.4	Activating BI Content objects	92
5.5	Metadata Repository	98
5.6	Summary	100
<b>6</b>	<b>Data access optimizations</b>	<b>101</b>
6.1	About BW system performance	101
6.2	Using aggregates	101
6.3	BW statistics	108
6.4	Summary	111
<b>7</b>	<b>Designing queries</b>	<b>113</b>
7.1	Business Explorer (BEx) tools	113
7.2	BEx Query Designer overview	114
7.3	Creating a query	118
7.4	Summary	136
<b>8</b>	<b>Reporting</b>	<b>137</b>
8.1	SAP reporting tools	137
8.2	BEx Analyzer	137
8.3	Summary	147
<b>A</b>	<b>About the Author</b>	<b>149</b>
<b>B</b>	<b>Index</b>	<b>150</b>
<b>D</b>	<b>Disclaimer</b>	<b>153</b>

## 2 Basic objects in the SAP BW layer

This chapter focuses on all types of InfoProviders available in SAP BW. We will then look at InfoObjects and InfoCubes (the star schema) in detail because they are the foundation of multidimensional modeling in SAP BW. You will learn how to create, administer, maintain, and monitor the data structure and data objects using the Data Warehousing Workbench (DWW).

### 2.1 InfoProviders

*InfoProviders* are objects that provide data for a query. They can be *persistent* (data is stored physically and persistently) or *non-persistent* (they provide only data stored in other objects such as data targets).

#### Queries and InfoProviders



A query can only be based on a single InfoProvider. The non-persistent InfoProviders are often used to combine data from various persistent InfoProviders and present the results as if they were one source.


#### 2.1.1 The InfoProviders list

The persistent InfoProviders (also called *data targets*) are mainly the **InfoObject**, **DataStore Object (DSO)**, and the **InfoCube**. The non-persistent InfoProviders are the **MultiProvider**, **InfoSet**, and the **VirtualProvider** (see Figure 2.1). From SAP BW 7.3 on, new advanced InfoProviders are available to respond to new technologies (e.g., in-memory database), including: **BWA only InfoCube**, **semantically partitioned objects (SPO)**, **Hybrid Provider**, **analytical index**, **Composite Provider**, and **TransientProvider**.

## 2.2 InfoObjects in brief

*InfoObjects* (🏠) are the basic building blocks of SAP BW. They are the basis for defining or configuring all of the other InfoProviders. They can also act as InfoProviders themselves.

**InfoObjects information**



A description and unique technical name are information elements that have to be provided for each InfoObject.

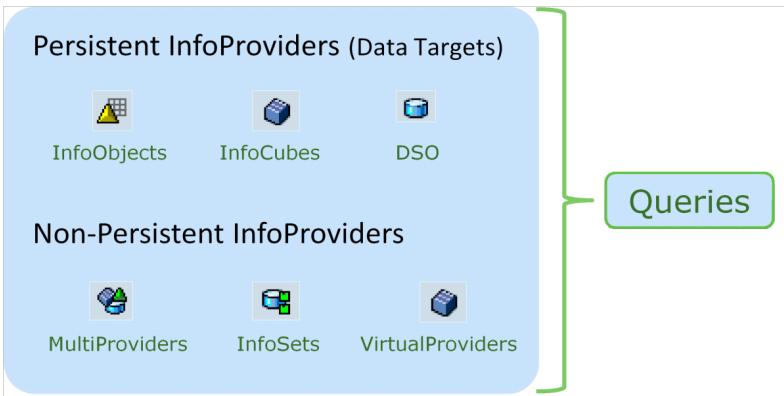


Figure 2.1: Basic SAP BW InfoProviders

### 2.2.1 Five types of InfoObjects

There are five types of InfoObjects: Deutschland

- 🏠 **Characteristic:** Identifies a business entity such as a customer, an employee, a product, or a supplier. An example of an SAP predefined characteristic is a company's cost centers (technical name: 0COSTCENTER).
- 📊 **Key figure:** A numeric value for measuring a business activity (e.g., revenue for a certain month). An example of an SAP predefined key figure is the amount (0AMOUNT).

## Key figures and queries



In SAP BW, a query always has to contain a key figure.



*Unit:* Represents the unit (weight, volume, measure, currency, etc.) of a key figure. Examples of an SAP predefined units are the amount units (0UNIT) or currencies (technical name: 0CURRENCY).



*Time characteristic:* Can be a calendar period (day, month, year), or a certain time. An example of an SAP predefined time characteristic is the fiscal year (technical name: 0FISCYEAR).


## Time characteristics



Only SAP BW-supplied time characteristics can be used.

- ▶ *Technical characteristic:* Used by the SAP BW system. Cannot be defined or changed by the user.

## 2.3 InfoCubes in brief

*InfoCubes* () are mainly used for multidimensional reporting (OLAP) and are the primary object used to support queries. They physically store data and are optimized for the performance of queries. The InfoCube data model should be designed after carefully analyzing the business requirements.

### 2.3.1 InfoCube components

The following components are important for InfoCubes:

- ▶ *Characteristics* and *key figures* are as explained for the InfoObjects.
- ▶ *Facts* are occurrences of a business activity (e.g., a sale).
- ▶ *Dimensions* regroup characteristics that are related.
- ▶ *Attributes* provide additional information about characteristics. The address may be an attribute of a client, for example.
- ▶ *Granularity* defines the level of detail of the recorded data. For example, data stored at the week level has a lower level of granularity than data stored at the day level.

### 2.3.2 InfoCube design

An InfoCube is designed as a star schema (see Figure 1.2). The fact table contains the key figures and the dimension IDs. SAP BW uses an *extended star schema* for InfoCubes. The schema is *extended* because the master data used to build the dimension tables to form the unique entries is replaced by keys again. I will go into more detail about this design later.

#### InfoCubes and dimensions



An InfoCube must contain at least four dimensions. SAP BW automatically assigns three of them: the *data package*, the *time*, and the *unit*. The fourth one must be defined by the user.

#### InfoCube numbers



The InfoCube schema has the following limitations that must be borne in mind: maximum 16 dimensions; the fact table can contain up to 233 key figures; and 248 maximum characteristics for each dimension.

### 2.3.3 Four types of InfoCubes

- ▶ *Standard InfoCubes* are mainly used and optimized for read access (reporting); InfoCubes can be loaded using the standard loading process.
- ▶ *Real-time InfoCubes* are InfoCubes that can be loaded via an interface (APIs). Data is written and read concurrently.
- ▶ *VirtualProvider InfoCubes* do not store data; they link to the data in a source system.
- ▶ *Semantically partitioned InfoCubes* consist of smaller InfoCubes automatically partitioned by the system. The process is performed for a certain key value, e.g., one InfoCube for each country or for each time period (year).


#### Star schema performance



A star schema is optimized for fast reading data access. This is possible due to the aggregation of data performed when data is written to the InfoCube and not during the query execution. This is the main aspect of an OLAP system such as SAP BW.

A star schema is optimized for fast reading data access. This is possible due to the aggregation of data performed when data is written to the InfoCube and not during the query execution. This is the main aspect of an OLAP system such as SAP BW.

## 2.4 DataStore Object (DSO) in brief

A DSO () stores data in transparent tables. Data is extracted and unified at a very detailed level, and for that reason, DSOs are not optimized for reporting purposes.

### 2.4.1 DSO components

*Key fields* and *data fields* are the two types of DSO components. Key fields are InfoObjects that uniquely identify each line. Data fields contain characteristics and key figures loaded from the operational system.



# B Index

## A

- ABAP 53
- Activation queue 24
- Active data 24
- Active version 92
- Administration tool 69
- Aggregation 23
- Alert message 87
- Analysis 10
- Analysis application 143
- Analysis grid 141
- Analysis toolbar 142
- Application component 50
- Architecture layer 12
- Attribute 22
- Automate 82

## B

- BEx Analyzer 114
- BEx Query Designer 113
- BEx tool 113
- BEx Web Analyzer 121
- BEx-Business Explorer 12
- BI content 89
- Business content 12
- Business decision 8
- Business intelligence 7
- Business package 91
- Business requirement 21
- Business role 90
- BW Administration cockpit 109
- BW statistic 102

## C

- Catalog 98
- Cell icon 118

- Central database 8
- Change log 24, 80
- Change run 70
- Change run and aggregate 107
- Characteristic 9
- Characteristic InfoObject 32
- Characteristic restriction 116
- Characteristic structure 132
- Characteristic variable 134
- Collapse 74
- Collection 93
- Collection mode 94
- Compounded characteristic 103
- Compounding 36
- Compressing aggregate 106
- Compression 74
- Condition 118

## D

- Data cube 9
- Data extraction 84
- data flow 12
- Data target 19
- Data Transfer Process 62
- Data warehouse 7
- Data warehouse workbench 16
- Data Warehouse Workbench 28
- Database workload 102
- DataSource 47
- DataStore Object (DSO) 19
- DB index 74
- DB statistic 74
- Delete change log 80
- Delivery version 91
- Delta mode 63

Design toolbar 141  
Dimension 9  
Display mode 33  
Drilldown 140

## E

Editing mode 33  
ERP (Enterprise Resource  
Planning) 8  
ETL process 8  
Exception 118  
Exception aggregation 104  
Execution time 101  
Extract, transform and load 47  
Extraction process 47

## F

Fact table 10  
Filter area 116  
Formula 131  
Free characteristic 117

## G

Granularity 10  
Grouping 93

## H

Hierarchy 10

## I

Incorrect data 81  
InfoArea 30  
InfoCube 19  
InfoObject 19  
InfoObjectCatalog 30  
InfoPackage 13, 47  
InfoProvider 12

## J

Join operation 26

## K

Key figure 10  
Key figure catalog 39  
Key figure structure 127

## M

Master data 22  
Metadata repository 98  
Microsoft Excel 114  
Modified version 92  
Monitor the execution 86  
Multi-dimensional modelling 41  
MultiProvider 19

## N

Navigation 139  
New Selection 132  
Non-cumulative value 41

## O

Object merge 97  
Online Analytical Processing  
(OLAP) 8  
Online Transaction Processing  
(OLTP) 8  
Operational system 8  
Operator 122

## P

Performance 21  
Persistent Staging Area 47  
Predefined structure 89  
Process chain 69  
Prompt 134

**Q**

Query 19  
Query monitor 102

**R**

Recurring task 82  
Relational schema 8  
Relationship 98  
Repartitioning 71  
Reporting 12, 137  
request SID 80  
Rollup 74  
Rollup aggregate 106  
Routine 53  
Row/Column area 117

**S**

SAP Business Warehouse 12  
SAP BW 9  
SAP Easy Access 15  
SAP ERP 8  
SAP GUI 13  
SAP HANA 24  
Semantically partitioned  
InfoCube 23

SID Table 38  
Simulate installation 97  
Source system 13, 49  
Staging area 13  
Star Schema 10  
Structure 126  
Swap 140  
System performance 101

**T**

Technical BI content 109  
Time characteristic 21  
Time-dependent aggregate 103  
Transformation 58

**U**

Union operation 25  
Unit 21

**V**

Variable 122  
Volume of data 102

**W**

Workbook 139